



ZHEJIANG HANGCHA IMP. & EXP. CO., LTD.

Factory site: No. 88, Donghuan Rd., Lin'an Economic Development Zone, Zhejiang, China (311305)

Tel: +86-571-88926735 88926755
Fax: +86-571-88132890 88926789

sales@hcforklift.com
www.hcforklift.com



Printed in China 2016/11/EN



HANGCHA GROUP CO., LTD. reserves the right to make any changes without notice concerning colors, equipment, or specifications detailed in this brochure, or to discontinue individual models. The colors of trucks, delivered may differ slightly from those in brochures.



A Series Electric Explosion Proof Forklift

with capacities of 1,000 to 3,500kg

The World of Hangcha



A Series Electric Explosion Proof Forklift

We are the first forklift manufacturer to use National Explosion proof standard for gas and dust. Our Explosion proof degree has reached the Exdem(ib)mbs II BT4 Gb/Ex tD(ibD)mbD A21 IP65 T130°C and can be used in the gas environment of Zone1 & Zone2 and dust environment of Zone 21 & Zone 22 separately or coexist.



Explosion proof type tyres



Explosion proof type LED lamp



Explosion proof type instrument



Comfortable operation space




Explosion proof type air horn



Explosion proof type AC motor



Explosion proof type battery



Explosion proof type LED rear work lamp



Electrical control system

Explosion proof degree explanation



Fitted zone for operation: Zone 1, Zone2, Zone21, Zone 22.





Standard Specification

- / Explosion proof type instrument panel
- / Explosion proof type control box
- / Explosion proof type head light
- / Explosion proof type brake light
- / Explosion proof type alarm light
- / Explosion proof type accelerator
- / Explosion proof type traction motor
- / Explosion proof type pump motor
- / Explosion proof type battery
- / Explosion proof type emergency switch
- / Explosion proof type switch
- / Antistatic tyre
- / Computerized traveling & lifting & steering
- / Full hydraulic steering system
- / Soft landing system
- / Standard fork
- / 3 meter wide view Duplex mast
- / Charging plug
- / Horn (Imported)

Introduction

- / Use multi-Explosion proof measurements, making forklift more safe and stable and operation more convenient.
- / Add separate intelligent self-control system, supervising and protecting on alternate temperature, brake temperature and forklift insulation.
- / The traction motor、 pump motor and controller all use alternating variable frequency technology to make higher efficiency and better controlling. No use of contact or carbon brush to make easier repair work.
- / Plenty features: including head light, turning lights, brake light, emergency switch, alarm light, horn, reverse light, charging plug and so on.
- / All Explosion proof lights are all use pressure casting aluminum-alloy case, LED cold light source, low heating, long life, high brightness and maintenance free.

Explosion proof degree explanation:

Exdem(ib)mbs II BT4 Gb/Ex tD(ib)mbD A21 IP65 T130°C

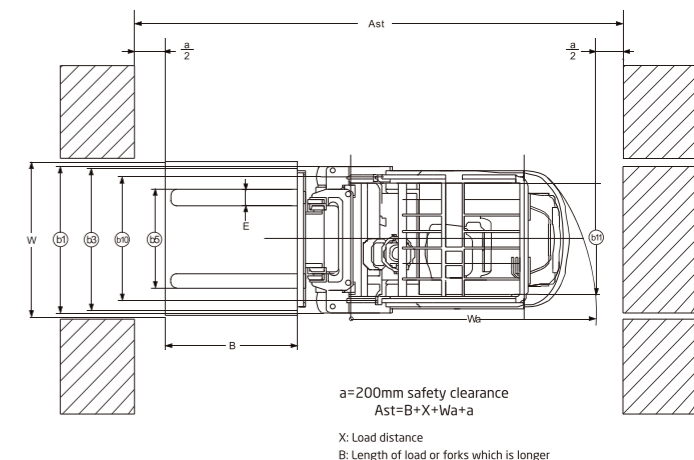
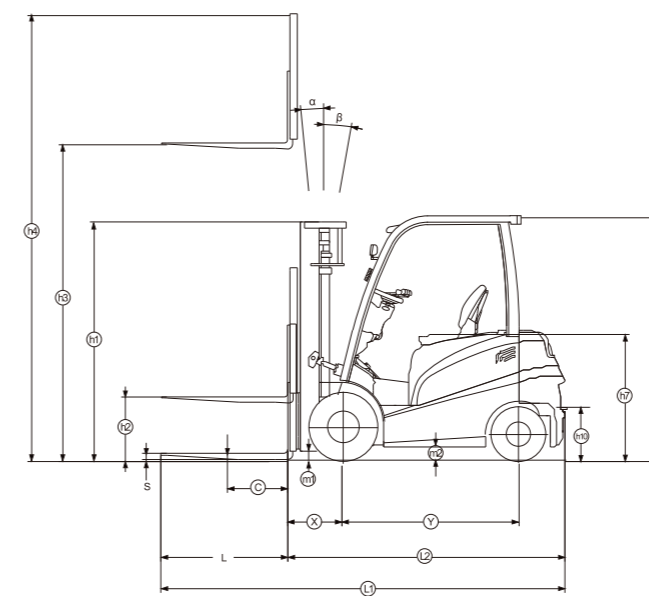
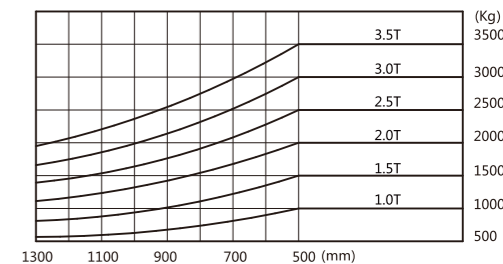
Options

- / Charger
- / Dual tyres
- / Side rearview mirrors
- / Other length forks
- / Wide carriage
- / Wide backrest
- / Full free Duplex mast
- / Full free Triplex mast
- / Sideshifter
- / Other forklift attachment
- / Solid tyre



A Series Electric Explosion Proof Forklift Specification

Distinguishing mark	HANGCHA GROUP CO.,LTD.								
	1.1	Manufacturer		CPD10-AC4-Ex	CPD15-AC4-Ex	CPD20-AC4-Ex	CPD25-AC4-Ex	CPD30-AC4-Ex	CPD35-AC4-Ex
1.2	Manufacturers type designation								
1.5	Load capacity/rated load	Q (kg)	1000	1500	2000	2500	3000	3500	
1.6	Load centre distance	c (mm)	500	500	500	500	500	500	
1.8	Load distance, centre of drive axle to fork	x (mm)	406	406	455	455	475	475	
1.9	Wheelbase	y (mm)	1380	1380	1485	1485	1625	1625	
Weight	2.1	Service Weight, Including battery	kg	3200	3200	4000	4300	4850	5460
Tyres chassis	3.2	Tyre size, front		6.00-9	6.00-9	23×9-10	23×9-10	23×9-10	23×10-12
	3.3	Tyre size, rear		5.00-8	5.00-8	18×7-8	18×7-8	18×7-8	200/50-10
	3.6	Tread, Front	b10 (mm)	888	888	1058	1058	1058	1068
3.7	Tread, Rear	b11 (mm)	897.5	897.5	960	960	960	960	
Dimensions	4.1	Tilt of mast/fork carriage forward/backward	α/β(°)	5/10	5/10	5/10	5/10	5/10	5/10
	4.2	Height, mast lowered	h1 (mm)	1995	1995	2070	2070	2100	2186
	4.3	Free lift	h2 (mm)	135	135	140	140	145	145
	4.4	Lift	h3 (mm)	3000	3000	3000	3000	3000	3000
	4.5	Height, mast extended	h4 (mm)	3935	3935	4040	4040	4135	4221
	4.7	Height of overhead guard STD.	h6 (mm)	2130	2130	2155	2155	2190	2190
	4.8	Seat height	h7 (mm)	1030	1030	1070	1070	1070	1070
	4.20	Length to face of forks	l2 (mm)	2098	2098	2310	2330	2465	2485
	4.21	Overall width	b1 (mm)	1120	1120	1265	1265	1265	1302
	4.22	Fork dimensions	s/e/l (mm)	30×120×900	30×120×900	40×130×1070	40×130×1070	45×130×1070	50×130×1070
	4.25	Distance between fork-arms	b5 (mm)	240/1000	240/1000	260/1038	260/1038	190/1200	190/1200
	4.32	Ground clearance, centre of wheelbase	m2 (mm)	110	110	120	120	125	125
	4.34.1	Aisle width for pallets 1000 x 1200 crossways	Ast (mm)	3506	3506	3695	3745	3905	4161
	4.34.2	Aisle width for pallets 800 x 1200 lengthways	Ast (mm)	3706	3706	3895	3945	4105	4260
4.35	Turning radius	Wa (mm)	1900	1900	2040	2090	2230	2310	
Performance Data	5.1	Travel speed, laden/unladen	km/h	12/13	12/13	10/13	10/13	10/12	10/12
	5.2	Lift speed, laden/unladen	m/s	0.31/0.45	0.29/0.44	0.25/0.41	0.24/0.41	0.22/0.40	0.19/0.33
	5.7	Gradeability, laden/unladen	%	13/-	13/-	10/-	10/-	10/-	10/-
Electric Engine	6.1	Drive motor rating S2 60 min	kW	7(AC)	7(AC)	7(AC)	7(AC)	10(AC)	10(AC)
	6.2	Lift motor rating at S3 15%	kW	8.2(AC)	8.2(AC)	8.2(AC)	8.2(AC)	13.2(AC)	13.2(AC)
	6.4	Battery voltage, nominal capacity K5	V/Ah	48/420	48/420	48/630	48/630	80/500	80/500
Others	8.1	Type of control		AC	AC	AC	AC	AC	AC
	10.1	Operating pressure for attachments	bar	145	145	175	175	175	175
Explosion proof level			Exde(ib)mbs II BT4 Gb/Ex tD(ib)mbD A21 IP65 T130°C						



1.0~1.5t Mast Specification

Type	Model	Lifting height	Lowered overall height	Overall height		Free lifting height		Tilting range		Capacity (Mast vertical to ground)			
				With backrest	Without backrest	With backrest	Without backrest	FWD	BWD	Load center@500mm Single Tire		Load center@500mm Front Dual Tire	
				mm	mm	mm	mm	(°)	(°)	1.0t	1.5t	1.0t	1.5t
				mm	mm	mm	mm	(°)	(°)	kg	kg	kg	kg
Duplex wide view mast	M250	2500	1726	3455	3064	145	145	5	10	1000	1500	1000	1500
	M270	2700	1826	3655	3264	145	145	5	10	1000	1500	1000	1500
	M300	3000	1976	3955	3564	145	145	5	10	1000	1500	1000	1500
	M330	3300	2126	4255	3864	145	145	5	10	1000	1500	1000	1500
	M350	3500	2226	4455	4064	145	145	5	10	1000	1500	1000	1500
	M360	3600	2326	4555	4164	145	145	5	10	960	1450	960	1450
	M400	4000	2526	4955	4564	145	145	5	10	930	1400	930	1400
	M430	4300	2726	5255	4864	145	145	5	6	850	1300	910	1350
M450	4500	2826	5455	5064	145	145	5	6	800	1200	900	1300	
Duplex full-free lifting mast	U250	2500	1726	3455	3070	781	1158	5	10	1000	1500	1000	1500
	U270	2700	1826	3655	3270	881	1244	5	10	1000	1500	1000	1500
	U300	3000	1976	3955	3570	1031	1394	5	10	1000	1500	1000	1500
	U330	3300	2126	4255	3870	1181	1544	5	10	1000	1500	1000	1500
	U360	3600	2276	4555	4170	1331	1694	5	10	900	1350	930	1450
Triplex full-free lifting mast	U400	4000	2526	4955	4570	1581	1944	5	6	850	1300	900	1350
	N400	4000	1976	4955	4570	1031	1416	5	6	900	1350	930	1400
	N430	4300	2076	5255	4870	1131	1516	5	6	850	1300	850	1350
	N450	4500	2086	5455	5070	1141	1614	5	6	800	1200	800	1250
	N480	4800	2201	5755	5370	1256	1641	5	6	650	1100	700	1200
	N500	5000	2251	5955	5570	1306	1691	5	6	600	1000	650	1050
	N550	5500	2426	6455	6070	1481	1866	3	6	500	700	550	750
	N600	6000	2651	6955	6570	1706	2091	3	6	300	450	350	500
N650	6500	2830	7456	7070	1820	2152	3	6	200	250	300	400	

2.0~2.5t Mast Specification

Type	Model	Lifting height	Lowered overall height	Overall height		Free lifting height		Tilting range		Capacity (Mast vertical to ground)							
				With backrest	Without backrest	With backrest	Without backrest	FWD	BWD	Load center@500mm Single Tire		Load center@500mm Front Dual Tire		Load center@24in Single Tire		Load center@24in Front Dual Tire	
				mm	mm	mm	mm	(°)	(°)	2.0t	2.5t	2.0t	2.5t	4000	5000	4000	5000
				mm	mm	mm	mm	(°)	(°)	kg	kg	kg	kg	lbs	lbs	lbs	lbs
Duplex wide view mast	M250	2500	1786	3556	3234	140	140	5	10	2000	2500	2000	2500	4000	5000	4000	5000
	M270	2700	1886	3756	3434	140	140	5	10	2000	2500	2000	2500	4000	5000	4000	5000
	M300	3000	2006	4056	3734	140	140	5	10	2000	2500	2000	2500	4000	5000	4000	5000
	M330	3300	2186	4356	4034	140	140	5	10	2000	2500	2000	2500	4000	5000	4000	5000
	M350	3500	2286	4556	4234	140	140	5	10	2000	2500	2000	2500	4000	5000	4000	5000
	M360	3600	2336	4656	4334	140	140	5	10	2000	2500	2000	2500	4000	5000	4000	5000
	M400	4000	2586	5056	4734	140	140	5	10	1900	2300	1950	2400	3800	4600	3900	4800
	M430	4300	2751	5356	5034	140	140	5	6	1800	2100	1900	2300	3600	4200	3800	4600
M450	4500	2861	5556	5234	140	140	5	6	1700	2000	1800	2200	3400	4000	3600	4400	
Duplex full-free lifting mast	U250	2500	1766	3556	3185	720	1091	5	10	2000	2500	2000	2500	4000	5000	4000	5000
	U270	2700	1866	3756	3385	820	1191	5	10	2000	2500	2000	2500	4000	5000	4000	5000
	U300	3000	1966	4056	3685	920	1291	5	10	2000	2500	2000	2500	4000	5000	4000	5000
	U330	3300	2116	4356	3985	1070	1441	5	10	2000	2500	2000	2500	4000	5000	4000	5000
	U360	3600	2266	4656	4285	1220	1591	5	10	2000	2500	2000	2500	4000	5000	4000	5000
Triplex full-free lifting mast	U400	4000	2516	5056	4685	1470	1841	5	10	1900	2300	1950	2350	3800	4600	3900	4700
	N430	4300	1976	5356	5019	930	1267	5	6	1700	2000	1800	2250	3400	4000	3600	4500
	N450	4500	2096	5556	5219	1050	1387	5	6	1600	1900	1700	2150	3200	3800	3400	4300
	N480	4800	2196	5856	5519	1150	1487	5	6	1500	1700	1600	2100	3000	3400	3200	4200
	N500	5000	2261	6056	5719	1215	1552	5	6	1400	1600	1500	2000	2800	3200	3000	4000
	N550	5500	2426	6556	6219	1380	1717	3	6	1050	1200	1450	1900	2100	2400	2900	3800
	N600	6000	2641	7056	6719	1595	1932	3	6	700	800	1400	1600	1400	1600	2800	3200
	N650	6500	2820	7556	7219	1774	2111	3	6	500	650	1200	1300	1000	1300	2400	2600

3.0~3.5t Mast Specification

Type	Model	Lifting height	Lowered overall height	Overall height				Free lifting height				Tilting range		Capacity (Mast vertical to ground)								Capacity (Mast most forward@max height)				Capacity (Mast most forward@max height)					
				With backrest	With backrest	Without backrest	Without backrest	With backrest	With backrest	Without backrest	Without backrest	FWD	BWD	Load center@500mm Single Tire		Load center@500mm Front Dual Tire		Load center@24in Single Tire		Load center@24in Front Dual Tire		Load center@500mm Single Tire		Load center@500mm Front Dual Tire		Load center@24in Single Tire		Load center@24in Front Dual Tire			
				3.0t	3.5t	3.0t	3.5t	3.0t	3.5t	3.0t	3.5t	/	/	3.0t	3.5t	3.0t	3.5t	6000	7000	6000	7000	6000	7000	3.0t	3.5t	3.0t	3.5t	6000	7000	6000	7000
				mm	mm	mm	mm	mm	mm	mm	mm	(°)	(°)	kg	kg	kg	kg	lbs	lbs	lbs	lbs	lbs	lbs	kg	kg	kg	kg	lbs	lbs	lbs	lbs
Duplex wide view mast	M250	2500	1786	1936	3652	3652	3297	3364	145	145	145	145	5	10	3000	3500	3000	3500	6000	7000	6000	7000	2490	2905	2490	2905	4980	5810	4980	5810	
	M270	2700	1886	2036	3852	3852	3497	3564	145	145	145	145	5	10	3000	3500	3000	3500	6000	7000	6000	7000	2460	2870	2460	2870	4920	5740	4920	5740	
	M300	3000	2036	2186	4152	4152	3797	3864	145	145	145	145	5	10	3000	3500	3000	3500	6000	7000	6000	7000	2400	2800	2400	2800	4800	5600	4800	5600	
	M330	3300	2186	2336	4452	4452	4097	4164	145	145	145	145	5	10	3000	3500	3000	3500	6000	7000	6000	7000	2340	2730	2340	2730	4680	5460	4680	5460	
	M350	3500	2286	2436	4652	4652	4297	4364	145	145	145	145	5	10	3000	3500	3000	3500	6000	7000	6000	7000	2310	2695	2310	2695	4620	5390	4620	5390	
	M360	3600	2336	2486	4752	4752	4397	4464	145	145	145	145	5	10	3000	3500	3000	3500	6000	7000	6000	7000	2310	2695	2310	2695	4620	5390	4620	5390	
	M400	4000	2586	2686	5152	5152	4797	4864	145	145	145	145	5	10	2850	3250	2900	3500	5700	6500	5800	7000	2138	2438	2175	2625	4276	4876	4350	5250	
	M430	4300	2751	2836	5452	5452	5097	5164	145	145	145	145	5	6	2700	3000	2750	3400	5400	6000	5500	6800	1970	2190	2008	2482	3940	4380	4016	4964	
	M450	4500	2861	2936	5652	5652	5297	5364	145	145	145	145	5	6	2550	2850	2600	3350	5100	5700	5200	6700	1800	2052	1872	2412	3600	4104	3744	4824	
	M480	4800	3026	3086	5952	5952	5597	5664	145	145	145	145	5	6	2250	2450	2500	2950	4500	4900	5000	5900	1598	1740	1775	2095	3196	3480	3550	4190	
M500	5000	3136	3186	6152	6152	5797	5864	145	145	145	145	5	6	2100	2300	2300	2800	4200	4600	4600	5600	1470	1610	1610	1960	2940	3220	3220	3920		
Duplex full-free lifting mast	U250	2500	1826	1936	3652	3652	3247	3292	684	794	1089	1154	5	10	3000	3500	3000	3500	6000	7000	6000	7000	2490	2905	2490	2905	4980	5810	4980	5810	
	U270	2700	1926	2036	3852	3852	3447	3492	784	894	1189	1254	5	10	3000	3500	3000	3500	6000	7000	6000	7000	2460	2870	2460	2870	4920	5740	4920	5740	
	U300	3000	2036	2195	4152	4152	3747	3792	894	1053	1299	1413	5	10	3000	3500	3000	3500	6000	7000	6000	7000	2400	2800	2400	2800	4800	5600	4800	5600	
	U330	3300	2186	2336	4452	4452	4047	4092	1044	1194	1449	1554	5	10	3000	3500	3000	3500	6000	7000	6000	7000	2340	2730	2340	2730	4680	5460	4680	5460	
	U360	3600	2345	2495	4752	4752	4347	4392	1203	1353	1608	1713	5	10	3000	3500	3000	3500	6000	7000	6000	7000	2310	2695	2310	2695	4620	5390	4620	5390	
Triplex full-free lifting mast	U400	4000	2555	2705	5152	5152	4747	4792	1413	1563</																					